



NIKKI ALAGHA DESIGN

Twirl Side Table



Twirl Side Table

Completed in December 2019

Twirl is a unique take on a table. It serves as a side table, storage space and an interactive experience. Born from the idea that furniture should be engaging and playful, as well as functional. A common object that can be used in an unfamiliar way, Twirl side table combines function, aesthetics and interaction.

The surface of Twirl is an alternative turntable, made up of patterns inspired by reflections seen in kaleidoscopes. Each pattern can be rotated on top of a mirrored surface, blending and creating new images along with our ever changing environment. The Kaleidoscope top can then be lifted to reveal storage inside. Made of powder coated aluminum, painted acrylic and glass. This piece of furniture sits between the two worlds of Art and Design.



Materials:

- Powder Coated Aluminum
- Hand painted Acrylic
- Glass

Sizes:

- Version Short - 17" High, 16" Diameter
- Version Tall - 23" High, 16" Diameter

* Debut during Toronto Design week, part of Interior Design Show Toronto 2020



Arc Mirror




Arc Mirror

Completed in October 2019

Arc Mirror was inspired by the beauty in simplicity. Simple shapes and simple gestures can make a big impact. Designed to engage the user and the product physically through touch. With a gentle pivot, the mirror rotates open revealing a space for everyday objects. In doing so, Arc Mirror reduces clutter while still presenting a pleasing and functioning exterior.

Arc Mirror is 16 inches in diameter, 4 inches in depth, and comes in black or white powder coated aluminum with either gold or silver detailing. These classic colors mixed with the sleek exterior makes it a versatile addition to any space. Arc Mirror offers a space for precious possessions as well as a mirror to observe. Arc Mirror is beautiful yet practical.



Materials:

- Powder Coated Aluminum
- Glass Mirror

Sizes:

- 16" Diameter, 4" Depth

* Debut during Toronto Design Week, part of Interior Design Show Toronto 2020



SII Light



SII Light

Completed in January 2019

Lighting surrounds you, and has the ability to change your frame of mind. SII Light has the potential to give a sense of serenity by its appearance. The unexpected finish of the shade attracts our attention. Once focused on the light, one is instantly curious, and fixated in the texture and material. SII Light uses a combination of making techniques, it is made with 3D printed ceramics and hand casted silicone. It can be used as a table light or wall sconce.

Just as the appearance has a balance of smooth and rough textures, the techniques used in making this light are a balance between the machine made and hand made. Emphasizing the importance of both working methods within design.



Materials:

- 3D Printed Ceramic Base
- Hand casted Silicone Shade
- G9 LED, 120V

Sizes:

- 8" Diameter, 3.5" High

* Debut during NYCXDESIGN, part of
Wanted Design Manhattan 2019



Nazanin Jewelry Collection



Nazanin Jewelry Collection

Completed in February 2020

The Nazanin Jewelry Collection was born through self led material studies. A design approach to jewelry making. Through research and exploration of cements, resins and metals the material for this collection was made.

Each stone is casted in molds and polished to expose the metal in the mixture, making it shine. Each piece is unique, an individual but yet part of the same family. Using mold making techniques and modern materials gives the craft of jewelry making an industrial approach. The Nazanin Jewelry Collection has a subtle yet beautiful aesthetic, making it effortless to wear.



Materials:


- Stone - Cement, Resin, and Metal
- Chain - Sterling Silver Plate, 14K Gold Plate

Sizes:

- 18" Chain Length
-

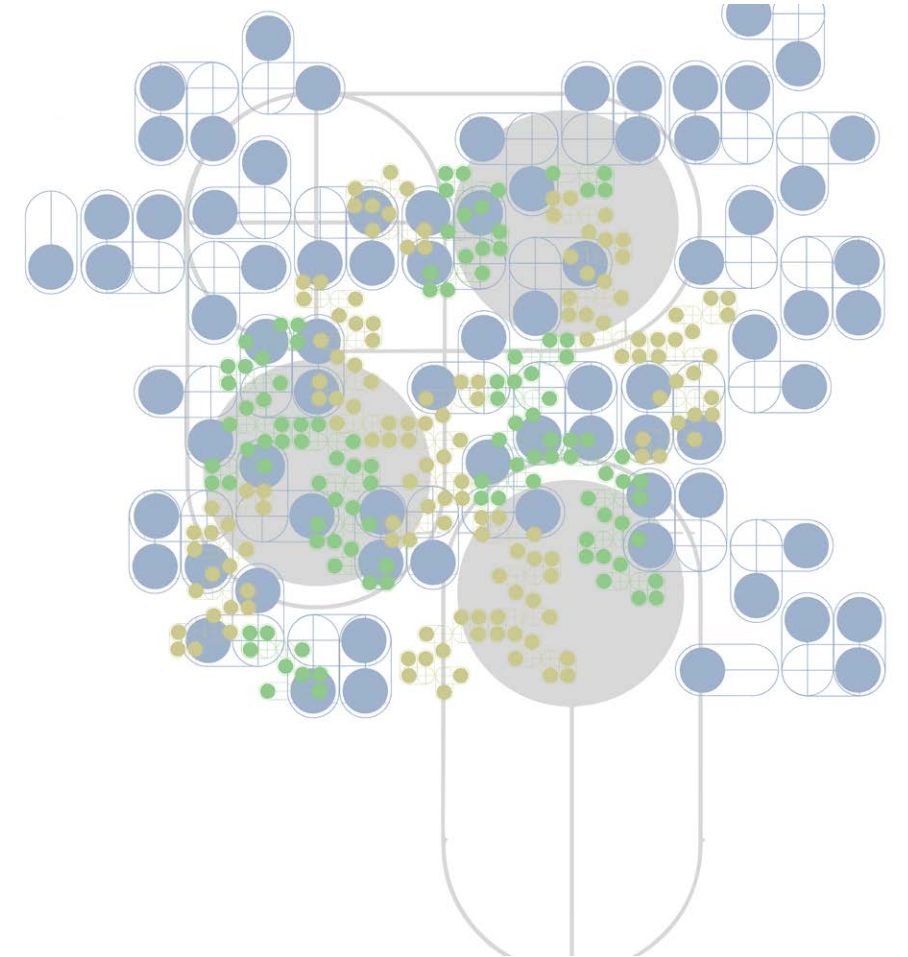



Pattern Making





Pattern Making

Ongoing project



Pattern Making is a great way to encourage and stimulate creativity. It is a way to meditate and create, all the while taking inspiration from the day to day.

A few samples of patterns made using handdrawn sketches, Rhino and Adobe Creative Suite.



THANK YOU

**For more information and
projects please visit
nikkialagha.com**