

— “Sensorialità, materia e segno si incontrano nell’esperienza della stanza da bagno: il luogo dove le idee di Rexa si trasformano in ricercate collezioni di design.”

— “Sensoriality, matter and sign meet in the bathroom experience: the place where Rexa’s ideas are transformed into sophisticated design collections.”

# Indice

## Summary

2	<b>Introduzione   Introduction</b> <a href="#">L'azienda</a>   The company <a href="#">Approccio al design</a>   Design approach <a href="#">Saper fare</a>   Know how <a href="#">Solid Surface</a> <a href="#">Overview materiali</a>   Materials overview <a href="#">Elementi della stanza</a>   Room elements <a href="#">Designers</a>
16	<b>Collezioni   Collections</b>
18	<a href="#">Compact Living</a>
32	<a href="#">Hamam</a>
42	<a href="#">R1</a>
58	<a href="#">Unico</a>
78	<a href="#">Esperanto</a>
94	<a href="#">Moode</a>
116	<a href="#">Fonte</a>
126	<a href="#">Hole</a>
136	<b>Indice prodotti   Products index</b>
138	<a href="#">Top</a>
146	<a href="#">Lavabi</a>   Washbasins
150	<a href="#">Lavamani</a>   Small washbasins
152	<a href="#">Vasche</a>   Bathtubs
158	<a href="#">Piatti doccia</a>   Shower trays
162	<a href="#">Specchiere</a>   Mirrors
166	<a href="#">Accessori</a>   Accessories
172	<a href="#">Illuminazione</a>   Lighting
176	<a href="#">Miscelatori</a>   Faucets
180	<a href="#">Sanitari</a>   Sanitary
182	<a href="#">Rivestimenti</a>   Wall paneling
186	<b>Finiture   Finishes</b>

# L'azienda

The Company



Quando lavoriamo ci piace cercare l'ispirazione nelle cose che ci circondano: i nostri prodotti raccontano quello che siamo e quello a cui diamo valore. Crediamo nelle nuove eco-tecnologie perché vogliamo dare una dimensione responsabile al nostro operare.

When we work, we like to draw inspiration from what surrounds us. Our products tell who we are and what we value. We believe in new eco-friendly technologies because we want to adopt a responsible approach in our way of working.

Quand nous travaillons, nous aimons chercher l'inspiration dans les choses qui nous entourent: nos produits racontent ce que nous sommes et ce à quoi nous attachons de la valeur. Nous croyons aux nouvelles

éco-technologies parce que nous voulons donner une dimension responsable à notre fonctionnement.

Wenn wir arbeiten, suchen wir Inspiration in den Dingen um uns herum: Unsere Produkte sagen uns, wer wir sind und was wir schätzen. Wir glauben an neue Öko-ökologien, weil wir unserer Arbeit eine verantwortungsvolle Dimension verleihen wollen.

Cuando trabajamos, nos gusta buscar inspiración en las cosas que nos rodean: nuestros productos nos dicen quiénes somos y qué valoramos. Creemos en las nuevas tecnologías ecológicas porque queremos dar una dimensión responsable a nuestro trabajo.



# Approccio al design

Design approach

## Impegno | Commitment

Ci prendiamo il tempo necessario per realizzare i nostri prodotti: costruire, anche con le mani, e impegnarsi in prima persona implica una diversa energia, un coinvolgimento più profondo, un operare responsabile.

We take all the time we need to make our products, because creating, even manually, and becoming personally involved imply a different energy, a deeper involvement, a responsible way of working.

Nous prenons le temps nécessaire pour réaliser nos produits: construire, même avec les mains, et s'engager à la première personne implique une énergie différente, une implication plus profonde, une action responsable.

Wir nehmen uns die nötige Zeit um unsere Produkte herzustellen: Selbst mit Ihren Händen zu bauen und sich auf die erste Person einzulassen, bedeutet eine andere Energie, ein tieferes Engagement und einen verantwortungsvollen Betrieb.

Nos tomamos el tiempo para hacer nuestros productos: construir, incluso con las manos, y participar en primera persona implica una energía diferente, una participación más profunda, una operación responsable.



## Artigianalità | Handcraft

Un approccio artigianale al progetto permette di integrare il prestigio delle lavorazioni manuali ad un sistema produttivo industriale innovativo.

An artisan approach to the project allows combining the prestige provided by manual processing with an innovative industrial production system.

Une approche artisanale du projet permet d'intégrer le prestige des usinages manuels à un système productif industriel innovatif.

Ein handwerklicher Ansatz für das Projekt ermöglicht es, das Prestige der manuellen Arbeit in ein innovatives industrielles Produktionssystem zu integrieren.

Un enfoque artesanal del proyecto permite integrar el prestigio de la fabricación manual con un innovador sistema de producción industrial.





## Sensibilità al dettaglio | Details awarness

Ci mettiamo passione nelle cose che facciamo e niente è lasciato al caso: dedichiamo attenzione alla scelta dei materiali e alla cura dei dettagli, perchè tutto contribuisce a creare un prodotto di qualità.

We do what we make with passion and we do not leave anything to chance: we give attention to the choice of raw materials and to details, because everything contributes to make top quality products.

Nous mettons de la passion dans les choses que nous faisons et rien n'est laissé au hasard: nous portons attention au choix des matériaux et au soin des détails, parce que tout contribue.

Wir setzen Leidenschaft in die Dinge, die wir tun, und nichts wird dem Zufall überlassen: Wir achten auf die Auswahl der Materialien und auf Details, weil alles zur Schaffung eines Qualitätsprodukts beiträgt.

Ponemos pasión en las cosas que hacemos y nada se deja al azar: prestamos atención a la elección de materiales y atención a los detalles, porque todo contribuye a crear un producto de calidad.



## Esperienza | Experience

L'esperienza maturata nella produzione di manufatti in solid surface e lo sviluppo di un materiale proprio come il Korakril™ ci ha permesso di applicare nuove tecnologie all'ambiente bagno, declinando idee e soluzioni tecniche in progetti di design, completi e aperti alla personalizzazione.

Thanks to the experience gained in the production of solid surface items and the development of our own material, Korakril™, new technologies can be applied to the bathroom area, generating a wide range of ideas and technical solutions for design projects, complete and open to customization.

L'expérience acquise dans la production de produits manufacturés en solid surface et le développement d'un matériau comme le Korakril™ nous a permis d'appliquer de nouvelles technologies à la salle de bain, déclinant des idées et des solutions techniques dans des projets de design, complets et ouverts à la personnalisation.

Die Erfahrungen bei der Herstellung von Produkten mit fester Oberfläche und der Entwicklung eines Materials wie Korakril™ haben es uns ermöglicht, neue Technologien auf die Badezimmerumgebung anzuwenden und Ideen und technische Lösungen in Designprojekten abzulehnen, die vollständig und offen für Anpassungen sind.

La experiencia adquirida en la producción de productos de superficie sólida y el desarrollo de un material como Korakril™ nos ha permitido aplicar nuevas tecnologías al ambiente del baño, ideas en declive y soluciones técnicas en proyectos de diseño, completos y abiertos a la personalización.



## Condivisone | Sharing

Abbiamo intrapreso un nuovo percorso fatto di confronti, incontri con professionisti e condivisioni di competenze.

We have embarked on a new path where confrontations, meetings with professionals and expertise sharing are major milestones.

Nous avons entrepris un nouveau parcours fait de comparaisons, de rencontres avec des professionnels et de partages de compétences.

Wir haben einen neuen Weg eingeschlagen, der aus Vergleichen, Treffen mit Fachleuten und dem Austausch von Fähigkeiten besteht.

Nos hemos embarcado en un nuevo camino de comparaciones, reuniones con profesionales y el intercambio de habilidades.



# Saper fare

know how



**Modello presente a catalogo |  
Model in the catalogue**

Le collezioni sono complete di tutti gli elementi utili della stanza da bagno, intercambiabili grazie alla possibilità di scegliere e coordinare materiali, colori e finiture.

Collections are complete with all useful items for the bathroom area, interchangeable thanks to the possibility of selecting and coordinating materials, colours and finishes.

Les collections sont complètes de tous les éléments nécessaires pour la salle de bain, interchangeables grâce à la possibilité de choisir et de coordonner les matériaux, les couleurs et les finitions.

Die Kollektionen sind komplett mit allen nützlichen Utensilien fürs Badezimmer, austauschbar Dank der Wahl und Koordination der Materialien, Farben und Oberflächen.

Las colecciones están equipadas con todos los elementos del baño, intercambiables con la capacidad de elegir y coordinar materiales, colores y acabados.



**Personalizzazione su modello esistente | Existing models can be customised**

La produzione integrale interna dei prodotti permette la massima personalizzazione degli elementi lineari mentre per quelli caratterizzati da linee curve è possibile creare delle sagome ad hoc.

The in-house manufacturing process allows us to fully customize linear elements and create tailor-made shapes for items featuring curvy lines.

Le processus de fabrication interne des produits nous permet de personnaliser entièrement les éléments linéaires et de créer des formes sur mesure pour les articles aux formes courbes en créant des gabarits spécifiques.

Die hausinterne Produktion der Produkte erlaubt die maximale Anpassung und Personalisierung von allen linearen Produkten, während die runden Elemente mittels neu erstellten Druckformen erstellt werden können.

La producción integral interna de los productos permite la máxima personalización de elementos lineales mientras para aquellos caracterizados por líneas curvas se pueden crear moldes ad hoc.



**Modello realizzato su disegno del cliente | Model made upon customer's drawing**

Creare composizioni, incollare elementi diversi e comporre nuove figure permette ad architetti e designer di non avere limitazioni nella configurazione degli spazi.

Creating new combinations and shapes and glueing different elements enables architects and designers to go beyond limits when configuring new spaces.

La création de nouvelles combinaisons, de formes et le collage des éléments différents permet aux architectes et designer de ne pas avoir de limitations lors de la configuration de nouveaux espaces.

Schaffen von Kombinationen, verschiedene Elemente zusammenführen und neue Figuren kreieren, erlauben dem Architekten und Designer ohne Einschränkungen neue Räume zu realisieren.

Crear composiciones, pegando distintos elementos y componer nuevas formas permite a los arquitectos y diseñadores de no tener limitaciones en la configuración del espacio.

# Solid surface

Per maggiori info visita [www.rexadesign.it](http://www.rexadesign.it)  
For more info visit [www.rexadesign.it](http://www.rexadesign.it)

Solid surface



## Corian®

È un materiale non poroso e omogeneo, composto da  $\pm 1/3$  di resina acrilica e da  $\pm 2/3$  di sostanze minerali; il componente principale è il tri-idrato di alluminio (ATH), minerale derivato dalla bauxite.

A homogeneous and non-porous material, consisting of  $\pm 1/3$  of acrylic resin and  $\pm 2/3$  of mineral substances; the main component is Alumina trihydrate (ATH), a mineral that derives from bauxite.

Corian® est un matériel de revêtement homogène massif et non poreux, composé de  $\pm 1/3$  de résine acrylique et de  $\pm 2/3$  de minéraux naturels. Son composant principal est le Trihydrate de la bauxite (ATH).

Corian® ist ein massives, nicht poröses und homogenes Oberflächenmaterial aus  $\pm 1/3$  Acrylharz und  $\pm 2/3$  natürlichen Mineralien. Der Hauptbestandteil ist das Mineral Aluminiumhydroxid (ATH).

Corian® es un material para superficies sólido sin poros y homogéneo, compuesto de  $\pm 1/3$  de resina acrílica y  $\pm 2/3$  de minerales naturales. Su principal ingrediente es el mineral trihidrato de aluminio (ATH).

## Korakril™

È un materiale realizzato con una miscela di resine acriliche e minerali naturali. Korakril™ è resistente, igienico, antistatico, inalterabile alla luce, resistente alle macchie e termoformabile.

This material is obtained by mixing acrylic resin and natural minerals. Korakril™ is resistant, hygienic, antistatic, unchangeable with light, stain resistant and thermoforming.

C'est un matériel réalisé avec un mélange des résines acryliques. Korakril™ est résistant, hygiénique, antistatique, inaltérable à la lumière, résistant aux taches et thermoformable.

Ist eine Mischung von Acrylharzen und natürlichen Mineralen. Korakril™ ist fest, hygienisch, antistatisch, lichtecht, fleckbeständig und man kann es Thermoformen.

Es un material realizado por una mezcla de resinas acrílicas y minerales naturales. Korakril™ es resistente, higiénico, antiestático, inalterable a la luz, resistentes a las manchas y puede ser thermoformado.

# Overview materiali

## Materials overview

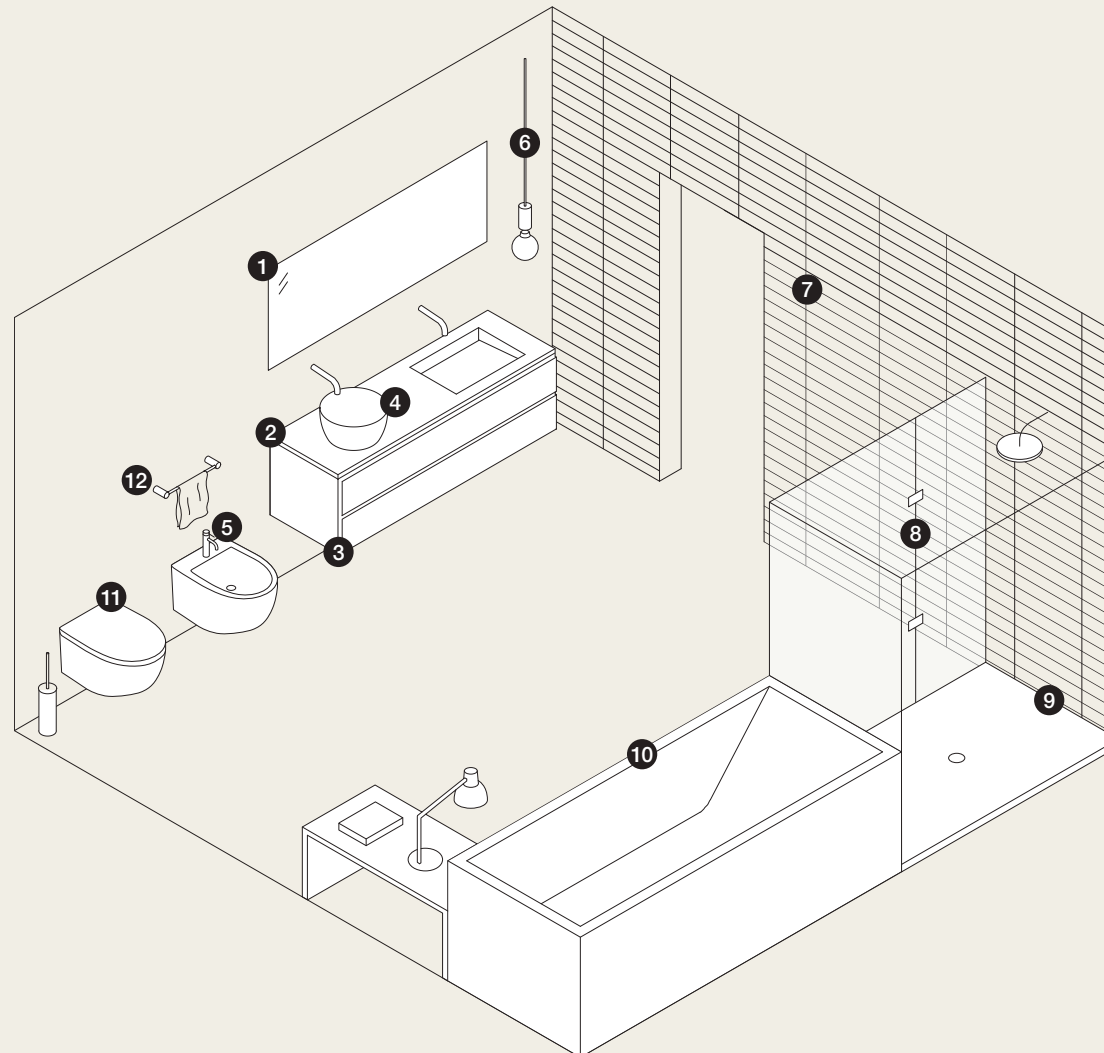
- 1** Specchiere | Mirrors  
Vetro | Glass  
Corian®  
Lamiera | Metal

- 2** Top  
Corian®  
 Korakril  
 Shark  
 Korakril Stone  
Vetro | Glass  
Marmo | Marble  
Ecomalta  
Argilla | Clay  
 Hpl Polaris  
 Laminam  
Legno | Wood

- 3** Basi e pensili | Units and wall units  
Corian®  
Laccato | Lacquered  
 HDF  
Legno | Wood  
Ecomalta  
Argilla | Clay  
 Laminam  
Vetro | Glass  
Prefinito | Wood effect  
Lamiera | Metal

- 4** Lavabi | Washbasins  
Corian®  
 Korakril  
 Shark  
Marmo | Marble  
 Cocciopesto  
Vetro di Murano | Murano Glass  
Ceramica | Ceramic  
Lamiera | Metal

- 5** Miscelatori | Faucets  
Acciaio Aisi 316L | Stainless steel Aisi 316L  
Ottone | Brass



- Illuminazione | Lighting **6**  
Metallo | Metal  
 Metacrilato | Methacrylate  
 Policarbonato opale | Opal polycarbonate  
Vetro | Glass  
 Inox spazzolato | Brushed steel  
 Laccato | Lacquered

- Rivestimenti a parete | Wall paneling **7**  
Corian®  
Mattoncini | Clay bricks  
 Fibra

- Chiusure Doccia | Shower enclosures **8**  
Vetro | Glass  
Acciaio | Steel

- Piatti Doccia | Shower trays **9**  
Corian®

- Vasche | Bathtubs **10**  
Corian®  
 Korakril  
 Shark  
 Korakril Blend

- Sanitari | Sanitary ware **11**  
Ceramica | Ceramic

- Accessori | Accessories **12**  
Corian®  
 Cocciopesto  
Legno | Wood  
Acciaio | Steel  
Lamiera | Metal

# Elementi della stanza

Room elements



Modello presente a catalogo |  
Model in the catalogue



Personalizzazione su modello  
esistente | Existing models  
can be customised



Modello realizzato su disegno  
del cliente | Model made upon  
customer's drawing

1

Specchiere | Mirrors



2

Top



3

Basi e pensili | Units and wall units



4

Miscelatori | Faucets



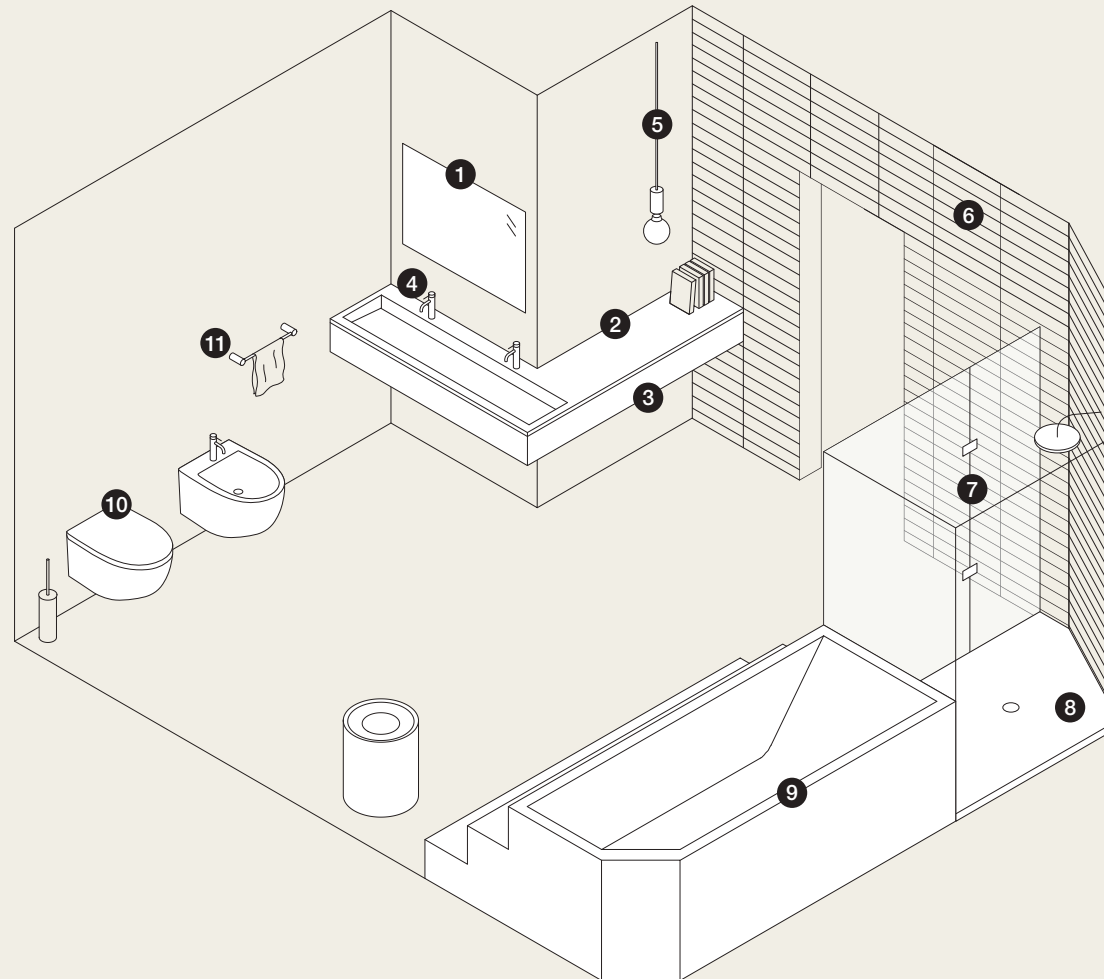
5

Illuminazione | Lighting



6

Rivestimenti a parete | Wall paneling



7

Chiusure Doccia | Shower enclosures



8

Piatti Doccia | Shower trays



9

Vasche | Bathtubs



10

Sanitari | Sanitary ware



11

Accessori | Accessories





# Designers



---

## Designer

### Monica Graffeo

Cordenons,  
Italy

### Susanna Mandelli

Bologna,  
Italy

### Imago Design

Treviso,  
Italy

### Bartoli Design

Monza,  
Italy

### Rexa Design

San Quirino,  
Italy

---

## Prodotti Products

Esperanto — P. 78  
Moode — P. 94  
Fonte — P. 116  
Hamman — P. 32  
R1 — P. 42  
Compact Living — P. 18  
P'tit — P. 150

Hole — P. 126

Boma — P. 76

O\_O — P. 98

Unico — P. 58  
Neutra — P. 84  
MyPlanet — P. 154  
Batela — P. 154  
Disdoto — P. 154

---

## Premi Awards

P'TIT  
Archiproducts Design  
Awards - 2019



# Collezioni

Collections

Compact Living  
P18



Hamam  
P32



R1  
P42



Esperanto  
P78



Unico  
P58



Moode  
P94



Fonte  
P116



Hole  
P126



# Compact Living

Design by Monica Graffeo

Mobili Furniture	•
Piatti doccia Shower trays	
Vasche Bathtubs	
Lavabi Basins	•
Rivestimenti Wall paneling	

Nato come monoblocco evoluto, Compact Living soddisfa le esigenze dei piccoli spazi creando soluzioni innovative e di design. Forme squadrate impreziosite dal taglio a 45° delle ante ed esaltate dall'introduzione di nuovi materiali come la lamiera materica.

Born as an evolved monobloc, Compact Living meets the needs of small spaces creating innovative and design solutions. Squared shapes embellished by 45° cut of the doors and enhanced by the introduction of new materials such as rough metal.

Né comme monobloc évolué, Compact Living satisfait les exigences des petits espaces en créant des solutions innovatives et de design. Formes carrées enrichies par la coupe à 45 mm des portes et améliorées par l'introduction de nouveaux matériaux comme le métal.

Compact Living wurde als Monoblock geboren und erfüllt die Anforderungen kleiner Räume durch die Schaffung innovativer und gestalterischer Lösungen. Quadratische Formen, die durch den 45°-Schnitt der Türen und durch die Einführung neuer Materialien wie Blech verbessert werden.

Nacido como un monobloque evolucionado, Compact Living satisface las necesidades de espacios pequeños mediante la creación de soluciones innovadoras y de diseño. Formas cuadradas mejoradas por el corte de 45° de las puertas y mejoradas por la introducción de nuevos materiales como la chapa.





Basi Compact Living in laccato opaco Rosa Polvere / Top e lavabo in Corian Graylite / Vaschetta e portasalviette in lamiera materica / Specchiere Pois con cornice in lamiera materica / Rivestimento a parete in Corian Bone.

Matt lacquered Rosa Polvere Compact Living units / Corian Graylite top and basin / Steel tray and towel rail / Pois mirrors with steel frame / Wall covering in Corian Bone.





Base Compact Living in laccato opaco Rosa Polvere / Vano a giorno in Rovere Bruno / Lavabo con organizer in Corian Dune Prima e vaschetta in Corian Neutral Concrete / Accessori organizer e specchiere Pois in lamiera nera opaca / Lampada Circle nera

Matt lacquered Rosa Polvere Compact Living unit / Open element in Rovere Bruno / Washbasin with organizer in Corian Dune Prima and tray in Corian Neutral Concrete / Organizer accessories and Pois mirrors made of black matt metal / Black Circle lamp









Base con vassoio Compact Living in argilla Beige / Lavabo sospeso Wall.E in lamiera materica / Specchiera Inside con illuminazione / Vasca Unico mini in Corian Glacier White / Pensili Compact Living in Argilla Beige.

Compact Living unit with tray in Beige clay / Wall.E suspended washbasin in rough effect metal / Inside mirror with lighting / Unico mini bathtub in Corian Glacier White / Compact Living wall element in Argilla Beige.



Vasca Hole in Shark Nero opaco /  
Appendini Smooth in Corian® Deep  
Nocturne / Rivestimento a parete  
in Corian® Carbon Aggregate /  
Specchiera Pois con corince in  
lamiera nera opaca / Lavabo in  
Corian® Deep Nocturne con  
vaschetta laterale e organizer nello  
stesso materiale / Vano a giorno in  
lamiera nera opaca / Base Compact  
Living in laccato opaco Grafite.

Hole bathtub in Black matt Shark /  
Smooth hooks in Corian® Deep  
Nocturne / Wall paneling in Corian®  
Carbon Aggregate / Pois mirror with  
frame made in black matt metal /  
Washbasin in Corian® Deep  
Nocturne with side tray and organizer  
in the same finish / Open element in  
black matt metal / Compact Living  
unit in Grafite matt lacquered.

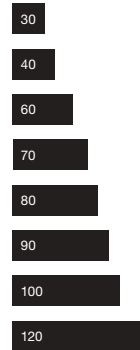


# Informazioni tecniche

Technical informations

## Basi | Units

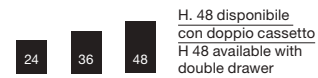
### Larghezza | Width



### Profondità | Depth



### Altezza | Height



## Vani a giorno | Open elements

### Larghezza | Width



### Profondità | Depth



### Altezza | Height



## Pensili e colonne | Wall cabinets

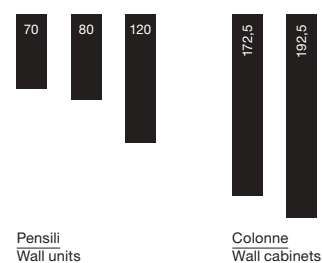
### Larghezza | Width



### Profondità | Depth



### Altezza | Height




## Aperture | Opening systems

### Push pull



### Gola | Grip recess



### Pull



## Finiture | Finishes

\* Pag. 186 per tutte le finiture | Pag. 186 for all finishes

### Basi | Units

Prefinito | Wood effect  
Laccato opaco | Matt lacquered  
Argilla | Clay

### Vani girone | Open elements

Prefinito | Wood effect  
Laccato opaco | Matt lacquered  
Argilla | Clay  
Lamiera | Metal  
Corian®

### Pensili e colonne | Wall units

Prefinito | Wood effect  
Laccato opaco | Matt lacquered  
Argilla | Clay

### Vaschette | Trays

Lamiera | Metal  
Corian®

### Lavabi | Washbasins

Corian®  
Korakril Blend  
Lamiera | Metal

### Accessori | Units

Lamiera | Metal

### Specchiere | Mirrors

Lamiera | Metal  
Corian®  
Vetro | Glass



# Hammam

Design by Monica Graffeo

Mobili Furniture	
Piatti doccia Shower trays	●
Vasche Bathtubs	●
Lavabi Basins	●
Rivestimenti Wall paneling	●

Argilla cotta, rosata e morbida, spalmata o declinata in listoni e piastrelle, affiancata al bianco vellutato del Corian è il nuovo materiale che Rexa Design introduce nella collezione disegnata da Monica Graffeo.

Clay pink, soft, spread or made in planks and tiles, combined with velvety white Corian, this is the new material that Rexa Design introduces with the new collection designed by Monica Graffeo.

L'argile cuite, rosée, étendue ou déclinée sous forme de carrelage, unie au blanc velouté du Corian®, est le nouveau matériau que Rexa Design présente dans sa nouvelle collection dessinée par Monica Graffeo.

Lehm: Rosa, soft als Beschichtung oder als Fliese, kombiniert mit Corian®. Lehm ist ein neuer Werkstoff den Rexa Design in seiner neuen Kollektion, entworfen von Monica Graffeo, vorstellt.

La arcilla, cocida, extendida o declinada en forma de azulejos, unidos con el blanco suave del Corian®, es el nuevo material que Rexa Design presenta en la nueva colección diseñada por Mónica Graffeo.







Lavabo Hamam in Korakril™ con  
basamento in cotto Vinaccia /  
Specchiera Hamam in Corian® /  
Base a terra R1 in argilla color  
Vinaccia / Rivestimento in argilla  
cotta color Vinaccia / Vasca  
Hamam freestanding in Korakril™  
con basamento in Argilla cotta  
color Vinaccia. / Armadio  
Hamam rivestito in Corian  
Glacier White.

Hamam over counter basin in  
Korakril™ with Vinaccia clay base /  
Hamam mirror in Corian® /  
R1 floor standing unit in Argilla  
Vinaccia / Cooked Vinaccia clay  
coating / Hamam freestanding  
bathtub in Korakril™ with Argilla  
Vinaccia plinth. / Hamam closet  
covered with Corian Glacier White.





Lavabi Hammam in Korakril /  
Top sospeso in Ecomalta Grafite /  
Base a terra R1 in Ecomalta  
Grafite / **Piatto doccia Hammam** in  
Corian Glacier White con doghe in  
Hpl Polaris bianco / **Lampada Arm**  
a sospensione nera / **Rivestimento**  
in Argilla cotta color Marrone.

Hammam washbasin in Korakril  
/ **Suspended top** in Ecomalta  
Grafite / **R1 floor unit** in Ecomalta  
Grafite / **Hammam shower tray** in  
Corian Glacier White with Hpl  
Polaris slats / **Arm suspended**  
**lamp** in black finishing / **Cooked**  
Marrone clay coating.



Lavabo Hammam in Korakril /  
Piatto doccia Hammam in Corian  
Glacier White con doghe in Hpl  
Polaris / Rivestimento pareti in  
Argilla cotta color Marrone.

Hammam washbasin in Korakril /  
 Hammam shower tray in Corian  
 Glacier White with Hpl Polaris  
 slats / Coocked Marrone clay wall  
 coating.





Vasca Hammam  
Hammam Bathtub



Vasca Hammam con zoccolo  
in Korakril  
Hammam Bathtub with Korakril  
plinth



Vasca Hammam con zoccolo  
in Cotto  
Hammam Bathtub with clay  
plinth

# Informazioni tecniche

Technical informations

Finiture | Finishes

\* Pag. 186 per tutte le finiture | Pag. 186 for all finishes

Lavabi | Washbasins

Shark (Matt, Glossy)  
Korakril™

Vasche | Bathtubs

Corian®  
Shark (Matt, Glossy)  
Korakril™

Piatti doccia | Shower trays

Corian®

Rivestimenti | Wall paneling

Corian®  
Mattoncini in cotto | Clay bricks



# R1

Design by Monica Graffeo

Mobili Furniture	●
Piatti doccia Shower trays	●
Vasche Bathtubs	●
Lavabi Basins	●
Rivestimenti Wall paneling	

R1 significa Rexa 1 e definisce il primo progetto integrato e completo di Rexa Design. Comprende mobili contenitori, elementi funzionali come la vasca, il piatto doccia, il box doccia, i lavabi e accessori come gli specchi.

R1 means Rexa 1 it is the first complete project curated by Rexa Design. It includes vanity units and several functional elements such as bathtubs, shower trays, basins, mirrors and accessories.

R1 signifie Rexa 1, c'est le premiere projet complet propose par Rexa Design. La collection inclue meubles, éléments fonctionnels comme les baignoires, les receveurs de douche, les vasques, les miroirs et les accessoires.

R1 bedeutet Rexa 1 und steht für die erste Komplettsérie von Rexa Design. Darin enthalten sind Möbelbehälter, funktionelle Elemente wie Bade, Duschwannen, Glastrennwände, Waschtische, Accessoires und Spiegel.

R1 significa Rexa 1 y define el primer proyecto integrado y completo de Rexa Design. Comprende muebles contenedores, elementos funcionales como la bañera, el plato de ducha, el box ducha, los lavabos y accesorios, como los espejos.







Pagina precedente: Mobili R1 in laccato opaco Beige Fresco e Fango Luce / Top con lavabo integrato Hammam rotondo in Korakril / Specchiera Filolucido.

Pagina corrente: Mobile R1 con vano a giorno in argilla Grigio Luce / Top con lavabo integrato in vetro lucido laccato grigio / Specchiera contenitiva R1

Previews page: Beige Fresco and Fango Luce matt lacquered R1 units / Top with rounded Hammam integrated washbasin in Korakril / Filolucido mirror.

This page: R1 unit with open element in Grigio Luce clay / Top with integrated washbasin in gray glossy lacquered glass / R1 mirror cabinet.



Vasca R1 con interno in Corian Glacier White ed esterno in marmo Grigio Carnico opaco / Lavabo R1 con interno in Corian Glacier White ed esterno in Marmo Girogio Carnico opaco / Specchiera R1 / Top in Argilla Grafite.

R1 bathtub made in Corian Glacier White and externally covered with Grigio Carnico matt marble / R1 washbasin made in Corian Glacier white and externally covered with Grigio Carnico matt marble / R1 mirror / Top in Grafite clay.





Lavabo e vasca R1 con interno  
in Corian Glacier White ed  
esterno in Marmo Grigio Carnico /  
Specchiera R1 contenitiva.

R1 washbasin and bathtub in  
Corian Glacier White externally  
overed with Grigio Carnico marble /  
R1 built-in mirror cabinet.











Specchiera contenitiva R1 /  
Lampada Cycle / Mobile R1 in  
laccato opaco Grafite / Lavabo  
Unico in Corian Glacier White.

R1 mirror cabinet / Cycle lamp /  
R1 unit in lacquered matt Grafite /  
Unico washbasin in Corian Glacier  
White.



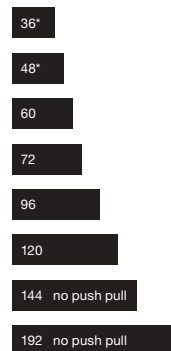


# Informazioni tecniche

Technical informations

## Basi | Units

### Larghezza | Width




\* Basi a giorno  
Open elements

### Profondità | Depth



### Altezza | Height




## Pensili e colonne | Wall cabinets

### Larghezza | Width



### Profondità | Depth




### Altezza | Height



## Aperture | Opening systems

### Anta sporgente | With projecting door



### Anta a filo | With flush door

## Finiture | Finishes

\* Pag. 186 per tutte le finiture | Pag. 186 for all finishes

### Basi | Units

Laccato opaco-lucido e Soft Touch | Matt-glossy and Soft Touch lacquered

Argilla | Clay

Legno | Wood

### Vasche | Bathtubs

Corian®

– Finiture esterne | External finishes

Argilla | Clay

Laccato Soft Touch | Soft Touch lacquered

Marmo | Marble

Laminam

### Lavabi e top | Washbasins and tops

Corian®

Korakril™

Shark (Matt, Glossy)

Vetro laccato lucido/satinato | Lacquered glass glossy or matt

Korakril™ Stone

### Piatti doccia | Shower trays

Corian®

# Unico

Design by Monica Graffeo

Mobili Furniture	●
Piatti doccia Shower trays	●
Vasche Bathtubs	●
Lavabi Basins	●
Rivestimenti Wall paneling	●

Unico è il programma universale che abbina elementi lineari a forme morbide, moduli a componenti freestanding, introducendo il nuovo concetto vasca-doccia.

Unico is the universal program that combines linear elements with soft shapes, modules and freestanding components, introducing the new concept bathtub shower.

Unico est le programme universel qui combine des éléments linéaires à formes douces, modules à composants freestanding, en introduisant le nouveau concept baignoire-douche.

Unico ist das universelle Programm, das lineare Elemente mit weichen Formen, Module mit freistehenden Komponenten kombiniert und das neue Konzept der Dusch-Badewanne einführt.

Unico es el programa universal que combina elementos lineales con formas suaves, módulos con componentes independientes, presentando el nuevo concepto de bañera-ducha.







Mobile Unico accanto vasca in Corian Glacier White / Lavabo Soave in Korakril / Vasca Unico in Corian Glacier White / Specchiera Filolucido / Chiusura doccia con anta scorrevole in vetro Extralight / Elemento a giorno Unico a parete.

Unico unit in Corian Glacier white / Soave basin in Korakril / Unico bathtub in Corian Glacier White / Filolucido mirror / Shower closing with sliding door in Extralight glass / Unico wall open element in Corian Glacier white.



Vacadoccia Unico in Corian con  
doghe removibili in Hpl Polaris  
Bianco / Box contenitore in  
Corian / Chiusura doccia in vetro  
Extralight.


Unico Corian shower-bathtub  
with removable slats in Hpl Polaris  
Bianco / Corian box / Shower  
enclosures in Extralight glass.





Vasca Unico Libro in Corian Glacier White / Top con lavabo integrato  
Unico in Corian con cassetti.

Unico Libro bathtub in Corian Glacier White / Unico integrated washbasin top in Corian with drawers.






Pensili Unico in Corian Glacier White.

Pagina seguente: Vasca freestanding Egg in Korkaril.

Unico wall elements in Corian Glacier White.


Next page: Egg freestanding bathtub in Korkaril





Top con lavabo integrato Unico e portasalviette con fondo personalizzabile in Corian e Hpl Polaris / Cassettera Unico in Corian Glacier White / Specchiera Filolucido / Lampada Metrolineare / Vasca Unico mini in Corian Glacier White.

Unico integrated washbasin top with towel rail with customizable background in Corian and Hpl Polaris / Unico drawer in Corian Glacier White / Filolucido mirror / Metrolineare lamp / Unico mini bathtub in Corian Glacier white.









Vasca Unico incasso in Corian con impianto benessere airpool / Pagina seguente: pensili Unico in Corian Glacier White / Vasca Unico rotonda maxi ad incasso.

Unico recessed bathtub in Corian with Airpool wellness system / Next page: Unico wall elements in Corian Glacier White / Unico rotonda maxi recessed bathtub.





Vasca Boma freestanding in  
Korkaril.

Boma freestanding bathtub in  
Korakril.



# Informazioni tecniche

Technical informations

Finiture | Finishes

\* Pag. 186 per tutte le finiture | Pag. 186 for all finishes

Basi | Units

Corian®

– Frontali | Doors

Corian®

Hpl Polaris

Lavabi | Washbasins

Corian®

Piatti doccia | Shower trays

Corian®

– Doghe | Slats

Hpl Polaris

Vasche | Bathtubs

Corian®

Korakril™

Rivestimenti | Wall paneling

Corian®

# Esperanto

Design by Monica Graffeo

Mobili Furniture	●
Piatti doccia Shower trays	
Vasche Bathtubs	
Lavabi Basins	●
Rivestimenti Wall paneling	

Esperanto propone un nuovo modo di vivere la stanza da bagno, pensata come luogo di riti preziosi, capace di adattarsi ai gusti e alle diverse esigenze.

Esperanto offers a new way of living the bathroom, designed as place of precious rituals, able to adapt to the tastes and different needs.

Esperanto propose une nouvelle façon de vivre la salle de bains, conçu comme un lieu de rituels précieux, capables de s'adapter aux goûts et aux besoins différents.

Esperanto bietet einen neuen Weg, um das Bad zu leben, konzipiert als Ort der wertvollen Rituale, in der Lage sich den unterschiedlichen Geschmäckern und Bedürfnissen anzupassen.


Esperanto ofrece una nueva manera de vivir el baño, diseñado como un lugar de rituales preciosos, capaz de adaptarse a los gustos y necesidades diferentes.





Basi Esperanto in laccato opaco  
Beige Fresco con cavalletti in  
legno tinto olmo / Modulo in vetro  
Bronzo / Lampada Bool a  
sospensione / Specchiera rotonda  
Brame in vetro Bronzo.

Esperanto units in matt lacquered  
Beige Fresco with elm wooden  
easels / Bronzo glass module /  
Bool suspension lamp / Brame  
round mirror in Bronzo glass.





Piano Esperanto in Corian Glacier White / Panchetta in legno tinto olmo con piano laccato opaco Melanzana / Pensili laccato opaco color Rosa Fumo / Portasalviette in Corian Glacier White / Lampada Arm in vetro bianco / Specchiera Esperanto in Corian Glacier White / Rivestimento a parete in fibra di vetro Spigato.

Esperanto top in Corian Glacier White / Elm wooden bench with Melanzana silky mat lacquered top / Matt lacquered Rosa Fumo wall elements / Towerl rail in Corian Glacier White / Arm lamp in white glass / Esperanto mirror in Corian Glacier White / Tweed Fibra fibreglass paper.





Vasca Neutra in Korakril Blend /  
Lampada Arm.2 in vetro nero.



Neutra bathtub in Korakril Blend /  
Arm.2 lamp in black glass







Piano Esperanto in Corian Deep Nocturne con beauty shelf / Cassettiera Esperanto in laccato opaco azzurro su cavalletto in legno tinto olmo / Lampada Bool a sospensione nera / Specchiera Esperanto in Corian Deep Nocturne.

Esperanto top in Corian Deep Nocturne with beauty shelf / Esperanto drawer in Azzurro matt lacquered on elm wooden easel / Black suspension Bool lamp / Esperanto mirror in Corian Deep Nocturne





Basi Esperanto in ecomalta  
Grafite e Grigio Neutro / Lavabo  
Japan e accessori in Cocciopesto  
Grigio Cielo / Lampada Arm in  
vetro nero / Specchiera  
Esperanto orientabile in Corian  
Deep Nocturne con appendici.

Esperanto units in ecomalta Grafite and Grigio Neutro / Japan basin and accessories in Cocciopesto Grigio Cielo / Arm lamp in black glass / Esperanto Deep Nocturne Corian turning mirror with hooks.



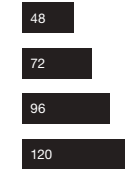


# Informazioni tecniche

Technical informations

## Basi | Units

### Larghezza | Width



### Profondità | Depth



### Altezza | Height



## Pensili e colonne | Wall cabinets

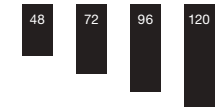
### Larghezza | Width



### Profondità | Depth



### Altezza | Height



## Aperture | Opening systems

### Apertura con angoli a 45° | 45° opening system



## Finiture | Finishes

\* Pag. 186 per tutte le finiture | Pag. 186 for all finishes

### Basi | Units

Laccato opaco-lucido e Soft Touch | Matt-glossy and Soft Touch lacquered

Argilla | Clay

Ecomalta

### Lavabi | Washbasins

Vetro | Glass

Cocciopesto

Korakril™

### Top con lavabo integrato | Integrated washbasin top

Corian®

# Moode

Design by Monica Graffeo

---

Mobili  
Furniture

---



---

Piatti doccia  
Shower trays

---

---

Vasche  
Bathtubs

---

---

Lavabi  
Basins

---



---

Rivestimenti  
Wall paneling

---

Modulare e flessibile, la collezione Moode offre la possibilità di personalizzare in modo sartoriale gli elementi dedicati alla cura quotidiana di sé.

The Moode collection is completely modular and flexible, it gives the opportunity to customise the elements dedicated to personal care as a tailor can do with a suit.

La collection Moode est complètement modulaire et flexible, elle donne la possibilité de personnaliser les éléments dédiés aux soins personnels comme un tailleur fait avec une robe.

Die Kollektion Moode ist ein modulares und absolut flexibles System, es gibt dem Planer die Möglichkeit die Elemente dem Kunden perfekt personalisiert anzupassen.


La colección Moode es totalmente modulable y flexible, tiene la posibilidad de personalizar los elementos dedicados a la cura personal como un sastre hace con un vestido.





Basi Moode in Laminam Nero Greco / Lavabo Murano in vetro Grigio / Specchiera tonda Brame in vetro Grigio / Cavalletto metallico laccato.

Moode units in Laminam Nero Greco / Murano basin in Grigio glass / Brame round mirror in Grigio glass / Lacquered metal easel.





Lavabo freestanding O\_O in marmo Nero Marquinia / Specchiera Hammam in Corian Deep Nocturne.

Freestanding O\_O washbasin in Nero Marquinia marble / Hammam mirror in Corian Deep Nocturne



Basi Moode in ecomalta Grafite /  
Lavabo e accessori Japan in  
Cocciopesto Sabbia / Lampada  
Bool a sospensione nera /  
Specchiera Moode con mensola  
in vetro Bronzo.

Moode units in ecomalta Grafite /  
Japan basin and accessories in  
Cocciopesto Sabbia / Suspended  
black Bool lamp / Moode mirror  
with shelf in Bronzo glass.





Base in Laminam finitura Pietra di Savoia bocciardata Avorio /  
Top con lavabo integrato Moode in Corian Glacier White /  
Specchiera contenitiva girevole Moode in Corian Bone /  
Pensili e portasalviette in Corian Bone /  
Lampada Arm in vetro nero.

Unit Pietra di Savoia bocciardata Avorio Laminam finishing / Corian Glacier White top with Moode integrated washbasin / Turning mirror with holder in Corian Bone / Corian Bone wall elements and towel rail / Black glass Arm lamp.





Basi Moode in Eucalipto affumicato / Top con lavabo integrato Moode in Corian Glacier White con portaspazzolino e dispenser / Specchiera Moode con mensola in vetro Grigio / Pensili in Corian Silver Gray

Moode units in smoked Eucalipto / Top with Moode integrated basin in Corian Glacier White with toothbrush holder and dispenser / Moode mirror with shelf in Grigio glass / Wall elements in Corian Silver gray.





Base Moode in Tarsie Black /  
Top in Corian Graylite con lavabo  
integrato Slope e vassoio Bronzo /  
Specchiera Halo con cornice in  
Bronzo.

Moode unit in Tarsie Black / Corian  
Graylite top with Slope integrated  
basin with Bronzo tray / Halo  
mirror with Bronzo frame.





Top integrato in Corian Carbon Concrete con lavabo Slope e vassoio Bronzo.

Corian Carbon Concrete top with Slope integrated basin with Bronzo tray.



Top integrato in Corian Bone con lavabo Slope e vassoio in Corian Clay.

Corian Bone top with Slope integrated basin with Corian Clay tray.



Top integrato in Corian Graylite con lavabo Slope e vassoio in Corian Deep Cloud.

Corian Graylite top with Slope integrated basin with Corian Deep Cloud tray.





Top e basi Moode in HDF Grigio colorato in massa / Lavabo Murano in vetro Grigio / Specchiera Moode con mensola in vetro Grigio / Lampade Cycle nere.

Gray dyed HDF top and Moode units / Murano basin in Grigio glass / Moode mirror with Grigio glass shelf / Black Cycle lamps.



Basi Moode in vetro satinato  
Bianco / Top in vetro satinato  
Bianco / Specchiera Brame con  
cornice in vetro Bronzo / Pensili  
Moode in vetro satinato bianco.

Satin white glass Moode units /  
Satin white glass top / Brame  
mirror with Bronzo glass frame /  
Satin white glass wall elements.





# Informazioni tecniche

Technical informations

## Basi | Units

### Larghezza | Width

48

60

72

96

120

### Profondità | Depth

43

53

### Altezza | Height

24

36

48

## Pensili e colonne | Wall cabinets

### Larghezza | Width

24

36

48

### Profondità | Depth

23

### Altezza | Height

48

72

96

120

## Aperture | Opening systems

Gola nella stessa finitura del mobile | grip recess in the same finishes of the furniture



## Finiture | Finishes

\* Pag. 186 per tutte le finiture | Pag. 186 for all finishes

### Basi | Units

Laccato opaco-lucido e Soft Touch | Matt-glossy and Soft Touch lacquered

HDF

Vetro laccato lucido-satinato | Glossy-matt lacquered glass

Argilla | Clay

Legno | Wood

Ecomalta

Laminam

Corian®

### Lavabi | Washbasins

Vetro di Murano | Murano glass

Cocciopesto

Korakril™

Ceramica | Ceramic

### Top con lavabo integrato | Integrated washbasin top

Corian®

Korakril™

Shark (Matt, Glossy)

Marmo e granito | Marble and granite

Ecomalta

Vetro laccato lucido-satinato | Lacquered glass glossy or matt



# Fonte

Design by Monica Graffeo

Mobili Furniture	
Piatti doccia Shower trays	●
Vasche Bathtubs	●
Lavabi Basins	●
Rivestimenti Wall paneling	

Un progetto ispirato alla filosofia giapponese e declinato in un insieme di elementi diversi tra loro specifici nelle loro funzione, ma allo stesso tempo armonici nel creare un paesaggio vitale, legato al mondo naturale.

Inspired by Japanese philosophy, this project combines different elements with specific functions but at the same time being harmonic when creating a vital landscape linked to the natural world.

Un projet inspiré de la philosophie japonaise et décliné dans un ensemble d'éléments différents les uns des autres spécifiques dans leurs fonctions, mais au même temps harmoniques dans la création d'un paysage vital, lié au monde naturel.

Ein Projekt, das von der japanischen Philosophie inspiriert ist und sich in einer Reihe verschiedener Elemente ablehnt, die in ihrer Funktion für einander spezifisch sind, aber gleichzeitig harmonisch eine lebenswichtige Landschaft schaffen, die mit der natürlichen Welt verbunden ist.

Un proyecto inspirado en la filosofía japonesa y rechazado en un conjunto de diferentes elementos específicos entre sí en su función, pero al mismo tiempo armonioso en la creación de un paisaje vital, vinculado al mundo natural.





Contenitori in Corian Glacier White scorrevoli su ruote / Lavabo in appoggio / Panca lineare in olmo / Sgabello in legno tinto olmo con ciotola per pediluvio in Corian Glacier White / Vasca Fonte in Korakril con mensola / Specchiera Rettangolo.

Rolling elements in Corian Glacier White / Fonte over counter washbasin / Linear bench in elm / Wood elm stool with Corian Glacier White seat for pedicure / Fonte bathtub in Korakril with shelf / Rettangolo mirror.



Lavabo Totem a terra in Corian  
Glacier White / Portabiancheria  
Fonte con alberello in legno  
tinto olmo.

Totem floor seated basin in Corian  
Glacier White / Fonte laundry  
basket with wooden elm tree.





Lavabo Fonte termoformato con cassetto / Specchiera Fonte in Corian Glacier White / Piatto doccia soprapavimento / Sgabello Fonte in legno tinto olmo / Portabiancheria Fonte con alberello.

Fonte thermoformed basin with drawer / Fonte mirror in Corian Glacier White / On the floor shower tray / Fonte wooden elm stool / Fonte laundry basket with tree.







# Specifiche tecniche

Technical specs

Finiture | Finishes

\* Pag. 186 per tutte le finiture | Pag. 186 for all finishes

Piatti doccia | Shower trays  
Corian®

Vasche | Bathtubs  
Korakril™

Lavabi e top con lavabo integrato | Washbasins and integrated washbasin top  
Corian®

Accessori | Accessories  
Legno | Wood

A sinistra: Piano Fonte in Corian  
Glacier White con lavabo  
termoformato / Specchiera  
Fonte con mensola / Lampada  
Arm a parete in vetro nero.

Left: Fonte Corian Glacier White  
top with thermoformed basin / Fonte  
mirror with shelf / Wall Arm lamp  
in black glass.

# Hole

Design by Monica Graffeo

Mobili Furniture	
Piatti doccia Shower trays	
Vasche Bathtubs	●
Lavabi Basins	●
Rivestimenti Wall paneling	

Una collezione ispirata all'interpretazione contemporanea del pozzo che declina il lavabo in forme morbide e pure dal bacino nero e i pensili in linee circolari per evocare gli antichi mastelli.

This collection aims at revisiting the well in a contemporary key, featuring washbasins with soft shapes as well as a black basin and wall-units with circular lines to evoke old thoughts.

Une collection inspirée par l'interprétation contemporaine du puits qui décline le lavabo en formes douces et pures avec celles du bassin noir et les meubles suspendus dans des lignes circulaires pour évoquer les anciens mâts.

Eine Kollektion, die von der zeitgenössischen Interpretation des Brunnens inspiriert ist und die Spüle in weichen und reinen Formen mit einem schwarzen Becken und den Wandeinheiten in Krikellinien ablehnt, um an die alten Wannen zu erinnern.

Una colección inspirada en la interpretación contemporánea del pozo que rechaza el fregadero en formas suaves y puras con un lavabo negro y las unidades de pared en líneas circulares para evocar las antiguas bañeras.



Lavabi Hole freestanding in Corian Glacier White con interno in Deep Nocturne / Pensili Hole / Vasca Hole con muretto in Korakril.

Hole freestanding washbasins in Corian Glacier White and Deep Nocturne inside / Hole wall elements / Hole bathtub with shelf in Korakril.







Top in granito Nero Assoluto /  
Lavabi semincasso Hole in Corian  
Glacier White con interno in  
Deep Nocturne / Vasche Hole  
freestanding in Korakril /  
Specchiera Fonte in Corian

Top in granite Nero Assoluto /  
Hole semi recessed washbasins  
in corian Glacier White and Deep  
Nocturne inside / Hole bathtubs in  
Korakril / Fonte mirror in Corian.



Lavabo Hole sospeso in Corian Glacier White con interno in Deep Nocturne / Specchiera Filolucido rotonda / Vasca Hole maxi in Corian / Pensili Hole con interno in Corian Deep Nocturne.

Hole suspended basin in Corian Glacier White and inside in Deep Nocturne / Filolucido round mirror / Hole maxi bathtub in Corian / Hole wall elements with Corian Deep Nocturne inside.





Vasca Hole XS in Korakril Blend.

Hole XS bathtub in Korakril Blend



Vasca Hole in Korakril Blend.

Hole bathtub in Korakril Blend



Vasca Hole XL in Korakril Blend.

Hole XL bathtub in Korakril Blend

# Informazioni tecniche

Technical informations

Finiture | Finishes

\* Pag. 186 per tutte le finiture | Pag. 186 for all finishes

Vasche | Bathtubs

Korakril™

Corian®

Finiture esterne | External finishes

Laccato Soft Touch | Soft Touch lacquered

Argilla | Clay

Lavabi | Washbasins

Corian®

# Indice prodotti

Product Index

Top | Tops  
P138



Lavabi | Washbasin  
P146



Lavamani | Small washbasins  
P150



Vasche | Bathtubs  
P152



Piatti doccia | Shower trays  
P158



Specchiere | Mirrors  
P162



Accessori | Accessories  
P166




Illuminazione | Lighting  
P172



Miscelatori | Faucets  
P176



Sanitari | Sanitary ware  
P180



Rivestimenti | Wall paneling  
P182




# Top


Tops


## Tipologie top | Tops typologies




 **Top appoggio**  
Over counter top

 **con lavabo integrato**  
with integrated basin

 **Top sospesi**  
Suspended top


 **con lavabo in appoggio**  
with over counter basin

 **solo top**  
only top

**Top al metrolineare** (Corian, Korakril, Shark, Korakril Stone, Hpl Polaris, vetro | glass, marmo | marble, Laminam, argilla | clay, Ecomalta, HDF, laccato | lacquered, legno | wood)  
SP 1,2-2-4-8-10-12-16 cm

## Materiali | Materials


## Tipologie lavabi integrati in Corian® | Corian® integrated washbasins typologies




**Rettangolare | Rectangular**  
L 36÷100 P 24÷40



**Termoformato | Thermoformed**  
L 54 P 35 / L 64 P 33 / L 86 P 38



**Stampato | Moulded**  
L 45 P 31 / L 55 P 31




**Scivolo | Sloping**  
L 60÷100 P 30÷35



**D\_Taglio**  
L 60÷100 P 30÷35



**Moode**  
L 36 P 24 / L 58 P 31



**Slope**  
Ø 39 / L 32 P 32 / L 50 P 32 / L 60 P 30

\* **Abbinabili a tutti i modelli di mobili | Suitable for every furniture model**

\* **Top appoggio**  
Over counter top

\* **Top sospesi**  
Suspended top



Tipologie lavabi integrati in Korakril™ | Korakril™ integrated washbasins typologies



Rettangolare | Rectangular  
L 50 P 31 / L 60 P 31 / L 70 P 31 /  
L 80 P 31 / L 50 P 25



Ovale | Oval  
L 60 P 35



Stampato morbido | Moulded  
L 50 P 33 / L 63 P 33



Scivolo | Sloping  
L 50 P 31 / L 60 P 31 / L 70 P 31



Rettangolare morbido |  
with rounded edges  
L 50 P 32 / L 60 P 32 / L 70 P 32



Hammam rotondo | round  
Ø 42



Hammam rettangolare | Rectangular  
L 60 P 34

\* Abbinabili a tutti i modelli di mobili | Suitable for every furniture model

\* Top appoggio  
Over counter top

\* Top sospesi  
Suspended top

Tipologie lavabi integrati in Korakril™ Stone | Korakril™ Stone integrated washbasins typologies



Ovale | Oval  
L 60 P 35



Rettangolare morbido |  
with rounded edges  
L 50 P 32 / L 60 P 32 / L 70 P 32

\* Abbinabili a tutti i modelli di mobili | Suitable for every furniture model

\* Top appoggio  
Over counter top

\* Top sospesi  
Suspended top

Tipologie lavabi integrati in Shark | Shark integrated washbasins typologies



Rettangolare | Rectangular  
L 50 P 31 / L 60 P 31 / L 70 P 31 /  
L 80 P 31 / L 50 P 25



Rettangolare morbido |  
with round edges  
L 50 P 32 / L 60 P 32 / L 70 P 32



Morbido | Round  
L 50 P 33 / L 63 P 33



Ovale | Oval  
L 60 P 35



Hammam rettangolare |  
Rectangular  
L 60 P 34



Hammam rotondo | round  
Ø 42


\* Abbinabili a tutti i modelli di mobili | Suitable for every furniture model

\* Top appoggio  
Over counter top


Tipologie lavabi integrati in Marmo | Marble integrated washbasins typologies



Rettangolare | Rectangular  
L 36 P 24 / L 60 P 24 / L 60 P 30 /  
L 80 P 30



D\_Taglio  
L 60 P 24 / L 80 P 30



Lavabo Monovasca | Mono-basin  
L 60-72-96-120-144 P 50-51-53 H 12

\* Abbinabili a tutti i modelli di mobili | Suitable for every furniture model

\* Top appoggio  
Over counter top

\* Top sospesi  
Suspended top

### Tipologie lavabi integrati in Ecomalta | Ecomalta integrated washbasins typologies



- \* Abbinabili a tutti i modelli di mobili | Suitable for every furniture model
- \* Top appoggio  
Over counter top
- \* Top sospesi  
Suspended top

Rettangolare | Rectangular  
L 56-66 P 30

### Tipologie lavabi integrati in Vetro | Glass integrated washbasins typologies



- \* Abbinabili a tutti i modelli di mobili | Suitable for every furniture model
- \* Top appoggio  
Over counter top

Morbido | Rounded  
L 53 P 22 / L 50 P 30 / L 64 P 32

### Tipologie lavabi integrati in Laminam | Laminam integrated washbasins typologies



- \* Abbinabili a tutti i modelli di mobili | Suitable for every furniture model
- \* Top appoggio  
Over counter top
- \* Top sospesi  
Suspended top

Rettangolare | Rectangular  
L 50 P 30

Scivolo | Sloping  
L 50 P 30

### Tipologie top dedicati | Dedicated tops typologies

#### Corian



Unico con portasalviette |  
With towel rail \*  
L 72-96-120-144 P 50 H 16




Unico con cassetti | With drawers \*  
L 120-144-168-192 P 50 H 16

- \* Lavabi integrati a scelta tra le tipologie in Corian sopra indicate | Corian integrated washbasins combinations above



Fonte  
L 80-120 P 48 H 18



Esperanto  
L 96-120-144 P 57 H 15



Esperanto con mensola | With shelf  
L 136-160-184 P 57 H 15

- \* Abbinabili a tutti i modelli di mobili | Suitable for every furniture model

- \* Top sospesi  
Suspended top



Tape  
L 72-96-120-144-168-180-192-  
216-240 P 50-51-52-53 H 16

- \* Abbinabili a tutti i modelli di mobili | Suitable for every furniture model

- \* Top appoggio  
Over counter top

- \* Top sospesi  
Suspended top

Lavabi dedicati Compact Living | Compact Living dedicated washbasins



Wall.E in lamiera | Wall.E in metal  
L 60 P 46 H 8



Eve in Corian | Eve in Corian  
L 60-70-80 P 46 H 8-12



KB in Korakril | KB in Korakril  
L 60-70-80-90-100-120 P 46 H 10



Lavabo in Corian | Corian washbasin  
L 60-70-80-90-100-120-140  
P 46 H 8-12



Lavabo in Corian con organizer |  
Corian washbasin with organizer  
L 60-70-80-90-100-120-140  
P 46 H 8-12



Lavabo in Korakil con organizer |  
Korakril washbasin with organizer  
L 60-70-80-90-100-120-140 P 46 H 8



Lavabo in Corian con vaschette |  
Corian washbasin with trays  
L 80-90-100-120 P 46 H 8-12



Lavabo in Corian con consolle  
trucco | Corian washbasin with  
make up desk  
L 100-120 P 46 H 8



Lavabo in Corian con vaschette e  
organizer | Corian washbasin with  
trays and organizer  
L 80-90-100-120 P 46 H 8-12



Lavabo in Corian con vaschette,  
organizer e consolle trucco | Corian  
washbasin with trays, organizer  
and make up desk  
L 100-120 P 46 H 8



Savon (Shark)  
L 60-70-80-90-100-120-140  
P 46 H 1,2



Vaschetta lamiera | Metal tray  
L 20-30 P 46 H 8

Accessori per organizer Compact Living in lamiera | Metal accessories for Compact Living organizer



Divisorio | Divider  
L 25 P 9 H 6,6



Portaspazzolini |  
Toothbrush holder  
L 5 P 9 H 6,6



Supporto con bicchiere |  
Support with tooth brush  
holder  
L 15 P 9 H 6,6



Supporto con dispenser |  
Support with dispenser  
L 15 P 9 H 6,6



Supporto con bicchieri |  
Support with double  
toothbrush holder  
L 25 P 9 H 6,6



Supporto con bicchiere e  
dispenser | Support with  
toothbrush holder and  
dispenser  
L 25 P 9 H 6,6

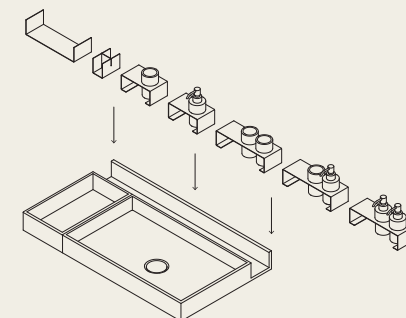


Supporto con dispenser |  
Support with double  
dispenser  
L 25 P 9 H 6,6



Bicchieri e dispenser |  
Toothbrush holder and  
dispenser  
Ø 6,2 H 10

Esempi di configurazioni all'interno dell'organizer | Examples of configurations in the organizer




# Lavabi


Washbasins



## Appoggio | Over counter




Catino (Korakril, Shark)  
L 43 H 14 / L 60 P 35 H 14 /  
L 55 P 35 H 14



Pod (Ceramica)  
L 45 H 15




Culla (Ceramica | Ceramic)  
L 40 H 18 / L 45 P 40 H 15 /  
L 70 P 40 H 13




Fonte (Corian)  
L 48 P 34 H 16-50 /  
L 80 P 48 H 16-50



Hammam (Korakril, Shark)  
L 42 H 16-20 / L 42 H 44-48



Japan (Korakril, Cocciopesto)  
L 42 H 14 / L 42 H 24 / L 42 H 48



Murano (Vetro di Murano)  
Ø 42 H 20



Soave (Korakril)  
L 45 P 30



Unico Rotondo (Corian)  
L 41 H 16-36-48



Unico (Corian)  
L 36-48-60-72 P 36-48 H 16-36




R1 (Corian)  
L 36-48-60-72 P 36-48 H 16-36



Moode (Corian)  
L 60 P 34 H 15





Conca (Korakril)  
L 48-58 P 38 H 12,5



Pan (Korakril)  
Ø 45 H 22



O\_O (Corian, marmo | marble)  
Ø 50 H 12,5

Semincasso | Semi-recessed



Hole (Corian)  
Ø 41 H 16



Hammam (Korakril)  
L 41 H 13 / L 60 P 34 H 13

Sospesi | Wall hung



Unico (Corian)  
L 36-48-60-72 P 36-50 H 36-48



Unico Rotondo (Corian)  
Ø 41 H 48



R1 (Corian)  
L 36-48-60-72 P 36-48 H 36-48



Unico Argo (Corian)  
L 72 P 36 H 48



Hole (Corian)  
Ø 41 H 48



Fonte (Corian)  
L 80 P 48 H 50



Fonte Totem (Corian)  
L 80 P 48 H 50

A terra | Freestanding



Unico Rotondo (Corian)  
Ø 41 H 85



Unico (Corian)  
L 36-48-60-72 P 36-50 H 85



R1 (Corian)  
L 36-48-60-72 P 36-48 H 85




Unico Argo (Corian)  
L 72 P 36 H 85



Hole (Corian)  
Ø 41 H 85



Fonte (Corian)  
L 80 P 48 H 90



Fonte Totem (Corian)  
L 80 P 48 H 90



O\_O (Corian, marmo | marble)  
Ø 50 P 61 H 90

# Lavamani


Small washbasins



## Lavamani quadrati | Squared handasin




 **Appoggio**  
Over counter


 **Sospeso**  
Suspended

Unico Lavamani (Corian)  
L 40-60-72-96-120 P 20 H 16

## Lavamani stampati | Rounded handbasin



 **Appoggio**  
Over counter

 **Sospeso**  
Suspended

P'tit (Korakril)  
L 45 P 22 H 28

  
**archiproducts**  
DESIGN AWARDS  
WINNER 2019

Vincitore agli  
Archiproducts  
Design Awards  
2019  
Winner of  
Archiproducts  
Design Awards  
2019

## Accessori P'tit | P'tit accessories



Appendino | Hook  
L 3 P 5,5 H 6



Vaschetta | Bowl  
L 18 P 9,5 H 7



Mensola | Shelf  
L 18 P 11 H 12

# Vasche

Bathtubs



## Squadrate | Squared



R1 \* (Corian)  
L 180-190 P 80-90 H 55



R1 pannellabile (Corian)  
L 180-190 P 80-90 H 55




Unico \* (Corian)  
L 170-180-190 P 70-80-90 H 55



Unico Giorno (Corian)  
L 170-180-190 P 90-100 H 55



Unico pannellabile (Corian)  
L 170-180-190 P 70-80-90 H 55



Unico libro (Corian)  
L 170-180-190 P 90-100 H 55



Unico Mini (Corian)  
LxP 120x80 140x80 170x70 H 55



Modulo accosto vasca |  
Unit for bathtubs (Corian)  
L 60-72-96-120 P 70-80-90-100  
H 55

\* Disponibile anche nelle versioni incasso e semincasso  
Available also in the recessed and semirecessed version



semincasso  
semi-recessed



incasso  
recessed

**Morbide | Rounded**



**Boma (Korakril, Shark)**  
L 190 P 90 H 50



**Fonte — Fonte con mensola (Korakril)**  
L 175 P 85 H 56 / L 175 P 96 H 55




**Hamмам (Korakril, Shark)**  
L 175 P 75 H 50



**Hole XS — Hole — Hole XL (Korakril)**  
L 150 P 70 H 50 / L 170 P 70 H 50 / L 170 P 80 H 50



**R1 ovale (Corian)**  
L 180-190 P 80-90 H 55



**Egg — Egg con libreria (Korakril)**  
L 170 P 90 H 48 / L 170 P 104 H 48



**Neutra — Neutra XL (Korakril)**  
L 160 P 70 H 49 / L 170 P 80 H 49



**Neutra con muretto (Korakril)**  
L 160 P 82 H 49 / L 170 P 92 H 49



**MyPlanet — MyPlanet XL (Korakril)**  
L 170 P 70 H 50 / L 180 P 75 H 50



**MyPlanet con muretto (Korakril)**  
L 170 P 82 H 50 / L 180 P 87 H 50



**Disdoto (Korakril)**  
L 170 P 75 H 55



**Batèla (Korakril)**  
L 175 P 80 H 55

**Finiture esterne in laccato o argilla | Lacquered or clay external finishes**

**Maxi rotonde | Maxi rounded**



**Hole Rotonda (Corian)**  
Ø 150-170 H 55



**Unico Rotonda \* (Corian)**  
Ø 150-170 H 55

\* Disponibile anche nella versione **incasso** | Available also in the recessed version



**incasso**  
recessed

**Maxi squadrate | Maxi squared**



**Unico \* (Corian)**  
L 150 P 150 H 55 / L 160 P 160 H 55 / L 170 P 170 H 55 / L 180 P 180 H 55 / L 190 P 150 H 55 / L 190 P 170 H 55 / L 190 P 190 H 55 / L 200 P 200 H 55



**R1 \* (Corian)**  
L 180-190 P 160-170 H 55

\* Disponibile anche nella versione **incasso** | Available also in the recessed version



**incasso**  
recessed

**Vascadoccia | Bathtub-shower**

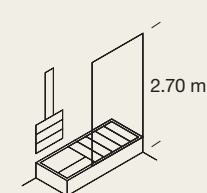
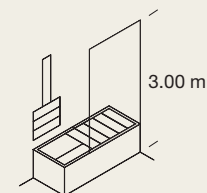


**Unico (Corian)**  
L 170-180-190 P 80-90 H 55



**Unico semincasso | semi recessed (Corian)**  
L L 170-180-190 P 80-90 H 45-25

**Modello depositato | Patented model**



**Altezza soffitto necessaria per l'installazione | Ceiling height required for installation**

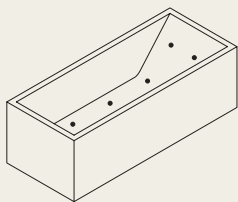




### Sistema Airpool

Il sistema airpool si basa sull'erogazione di bollicine d'aria all'interno della vasca per un massaggio rigenerante volto al rinnovamento, alla compattezza e alla tonicità dei tessuti. L'aria viene soffiata nella vasca tramite dei microfori posti sul fondo, secondo uno schema studiato e specifico, dedito all'erogazione precisa dell'aria per un massaggio rinvigorente.

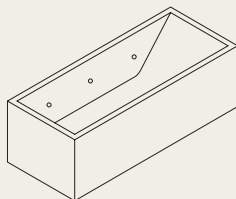
The airpool system is based on the distribution of air bubbles inside the bathtub for a regenerating massage aimed at the regeneration and toning up of tissue. The air is blown into the bathtub through micro holes placed on the bottom, according to a rehearsed and specific method, intended to the precise distribution of air for a reinvigorating massage.



### Sistema idromassaggio

Il sistema idromassaggio si basa sull'erogazione di acqua calda mescolata ad aria per un massaggio energetico, il quale consente di combattere la cellulite, migliorare la circolazione e l'ossigenazione dei tessuti. Per ottenere risultati ottimali si consiglia di mantenere la temperatura dell'acqua compresa tra 33° e 37°C (33°C – massaggio energizzante; 37°C – massaggio rilassante). Durante l'utilizzo del sistema idromassaggio è sconsigliato l'utilizzo di bagnoschiuma e sali minerali poiché potrebbero danneggiare l'impianto.


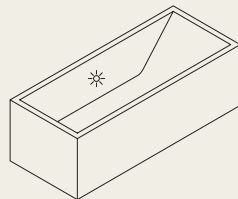
The whirlpool system is based on the distribution of hot water mixed up with air for a vigorous massage, which helps reducing cellulite, improve flow of blood and oxygenation of tissues. Thanks to a pump, that compose the mechanism of the whirlpool system, the water contained in the bathtub is loaded in the circuit, heated, mixed up with air and reintroduced through the nozzle. For an optimal result, it is suggested to maintain the water temperature between 33° and 37°C (33°C – energizing massage, 37°C – relaxing massage). While using the whirlpool, use of shower gel and minerals is avoided, they can damage the system.



### Cromoterapia

Il sistema funziona grazie all'inserimento di un impianto d'illuminazione a tre colori all'interno della vasca (impianto sicuro e isolato) che permette di "colorare" l'acqua secondo tre cicli cromatici studiati appositamente per ottenere il massimo beneficio psico-fisico: Tonic, Relax e Energy.

The system is composed of a three colors lighting system installed inside the bathtub (isolated and non-dangerous) that "paint" the water according to three chromatic loops, specifically set up to gain the maximum psychophysical benefit: Tonic, Relax and Energy.



1. Sistema Airpool  
Airpool system



2. Sistema idromassaggio  
Whirlpool system



3. Cromoterapia  
Chromoterapia

# Piatti doccia

Shower trays

Soprapavimento e Filopavimento | Floor level and Over floor



Unico (Corian)  
L 70÷200 P 60÷100 H 4,6




Unico Medio (Corian)  
L 70÷200 P 60÷100 H 5,6



Unico Alto (Corian)  
L 70÷200 P 60÷100 H 15



R1 (Corian)  
L 80÷200 P 70÷80 H 6



Fonte (Corian)  
L 110 P 80 H 6 / L 164 P 83 H 6



Unico Doghe (Corian)  
L 80÷240 P 70÷100 H 4,6



Hammam (Corian)  
L 80÷240 P 70÷100 H 6



Fonte  
L 110 P 80 H 200



Vetro fisso | Fixed screen  
L 70÷180 P 60÷100 H 200÷230



Vetro fisso con anta mobile | Fixed screen with adjustable door  
L 81÷160 P 60÷100 H 200÷230



Walk-in  
L 131÷180 P 71÷100 H 200÷230



Anta battente | Hinged door  
L 70÷180 P 70÷120 H 200÷230



Vetro fisso con anta battente | Fixed screen with hinged door  
L 70÷120 P 71÷120 H 200÷230



Vetro fisso con anta battente | Fixed screen with hinged door  
L 110÷180 P 70÷100 H 200÷230




Anta scorrevole | Sliding door  
L 110÷180 P 70÷100 H 200÷230

# Specchiere

Mirrors



## Specchiere rettangolari | Rectangular mirrors



Filucido\*  
Orizzontale | Horizontal  
 L 60-70-72-80-90-96-100-120-144-192 H 48-60-72-96-120  
Verticale | Vertical  
 L 36-48-60-72-96 H 72-96-120-144-192



Rettangolo (Corian)  
Orizzontale | Horizontal  
 L 60-70-72-80-90-96-100-120-144-192 H 48-60-72-96-120  
Verticale | Vertical  
 L 36-48-60-72-96 H 72-96-120-144-192



Filucido con mensola | with shelf  
 L 36-48-60-72-96-120-144 H 72-96  
Mensola | Shelf (laccato | lacquered, argilla | clay, Corian, Korakril Stone, marmo | marble)  
 L 130-154



Fonte con mensola | with shelf  
 (Corian)  
 LxH 48x33 80x48 120x48 192x48



Fonte con mensola | with shelf  
 (Corian)  
 L 80-120-192 H 48 P 9




Esperanto (Corian)  
Orizzontale | Horizontal  
 LxH 97x34 97x49 121x49 193x49  
Verticale | Vertical  
 LxH 34x97 49x97 49x121 49x193



Esperanto girevole con appendici | turning with hooks  
 (Corian)  
 LxH 34x97 49x97 49x121 49x193  
Girevole | Turning L 34 H 107



Brame (Vetro | glass)  
 L 96-144 H 48 / L 48 H 96-144



Moode (vetro | glass)  
 L 96-120 H 80 P 12





Carrè  
L 60 P 10 H 70



Inside.2  
L 60 P 5 H 70



Inside  
L 60 P 10 H 70

Specchiere rotonde | Round mirrors




Filolucido  
Ø 40-70



Filolucido con mensola | with shelf  
Ø 80  
Mensola | Shelf (laccato | lacquered, argilla | clay, Corian, Korakril Stone, marmo | marble)  
L 130-154



Brame (vetro | glass)  
Ø 80 P 2



Hamam (Corian)  
Ø 41-71 P 6



Halo (Corian, laminato)  
Ø 42-72 P 2,6



Pois (Corian, lamiera | metal)  
L 59 P 10 H 40  
L 30 P 10 H 20

Specchiere contenitive | Mirrored cabinets



Girevole | Turning  
L 36 H 96 P 12



Rettangolo \*  
L 48-72-96-120-144 H 72-96 P 13



R1 \*  
L 36-48-72-96 P 12-18 H 72-96-120-144  
L 120-144 P 18 H 96

\* Disponibili anche nella versione a incasso | Available also in the recessed version

# Accessori

Accessories



## Minimal



Appendino | Hook Ø 3  
Portasalviette | Towel rail L 30-40-60  
Portarotolo | Paper holder L 13  
Portaspazzolino | Tooth-brush holder Ø 6 H 15  
Dispenser sapone | Soap dispenser Ø 6 H 20  
Portascopino appoggio | Freestanding brush Ø 8 H 48  
Portascopino da parete | Wall hung brush holder Ø 8 H 48

## Smooth (Corian)



Appendino | Hook L 5 H 10  
Portasalviette | Towel rail L 45 H 5  
Portarotolo | Paper holder L 20  
Portaspazzolino | Tooth-brush holder L 8 P 8 H 14  
Dispenser sapone | Soap dispenser L 8 P 8 H 21  
Portascopino | Freestanding brush holder Ø 6 H 15  
Portaspazzolino | Tooth-brush holder L 7 P 7 H 14  
Dispenser sapone | Soap dispenser L 7 P 7 H 21

## Unico (Corian)



Portasalviette | Towel rail L 35-45-60 H 3  
Mensola | shelf L 20-45-60 P 12 H 3  
Portarotolo | Paper holder P 8 H 3  
Mensole accessoriate | Accessorized shelves L 20 P 12 H 4  
Portaspazzolino | Tooth-brush holder Ø 6 H 10  
Dosatore | Dispenser Ø 6 H 15  
Portascopino | Brush holder L 9 P 9 H 45  
Portabiancheria | Laundry basket L 30 P 30 H 51  
Mensola | Shelf L 48-60-72-96 P 12 H 12



Pensile a giorno | Open element L 24 P 12 H 24-48-72-96  
Pensile a giorno | Open element L 24-48-72-96 P 12 H 24  
Pensile a giorno | Open element L 48-72-96 P 12 H 48  
Mensola | Shelf L 48-60-72-96 P 12 H 24  
Mensola verticale | Vertical shelf L 24 P 12 H 48-60-72-96

#### Hole



Pensili | Wall elements Ø 20-30-35 P 30-35  
Portabiancheria | Laundry basket Ø 41 H 50

#### Fonte



Panchetta | Bench L 44 P 38 H 40 / L 96 P 38 H 40  
Sgabello | Stool Ø 28 H 43  
Ciotola per sgabello | Stool bowl Ø 35 H 11  
Portabiancheria | Laundry basket L 48 P 33 H 150  
Portabiancheria doppio | Double laundry basket L 38 P 34 H 136  
Panca | Bench L 96-144 P 48 L 40  
Panca con alberello | Bench with tree L 96-144 P 48 H 137  
Contenitore con ruote | Element with wheels L 43 P 43 H 30

#### Accessori per vasca | Accessories for bathtub




Vassoio | Tray  
 L 96-79 P 15



Poggiatesta | Headrest  
 L 30



Mensola | Shelf  
 L 36 P 20 H 70



Vassoio | Tray  
 L 60-70 P 15



Mensola | Shelf  
 L 30 P 21 H 3

#### Accessori per doccia | Accessories for showers



Seduta quadrata |  
 Squared seat  
 L 36 P 35 H 5



Seduta ovale | Seat  
 L 40 P 34 H 6



Sgabello | Stool  
 L 36 P 23 H 46



Gruccia tira acqua |  
 Cleaner-hanger  
 L 30 H 15



Appendino | Hook  
 L 3 H 10

#### Piccoli contenitori | Small holders



Japan (Korakril, Cocciopesto)  
 Ø 12 H 12 / Ø 17 H 8 /  
 Ø 26 H 5



Quadro (gel)  
 L 10 P 10 H 13 / L 10  
 P 10 H 8 / L 20 P 20 H 8



Accessori Compact Living | Compact Living accessories (Corian, lamiera | metal)



Portasalviette | Towel rail  
L 46 P 10 H 8



Mensola contenitiva a parete | Wall holder shelf  
L 30 P 10 H 8



Contenitore porta oggetti a parete | Wall holder shelf  
L 60 P 10 H 16

Stone (Corian)



Appendino | Hook  
L 4 P 7 H 4



Portasalviette | Towel rail  
L 45-60 P 7 H 4



Porta carta igienica singolo | Single paper holder  
L 4 P 11,2 H 4



Porta carta igienica doppio | Double paper holder  
L 26 P 11,2 H 4



Mensola | Shelf  
L 26-45 P 11,2 H 4



Mensola con bicchiere | Shelf with toothbrush holder  
L 26 P 11,2 H 4



Mensola con dispenser | Shelf with dispenser  
L 26 P 11,2 H 4



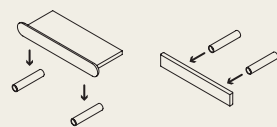
Mensola con dispenser e bicchiere | Shelf with dispenser and toothbrush holder  
L 26 P 11,2 H 4



Scopino a parete | Wall mounted brush holder  
L 14 P 11,2 H 41



Scopino freestanding | Freestanding brush holder  
Ø 8,5 H 41



\* Unione degli elementi tramite calamita | Magnet connection of the elements

Moon (Corian)



Appendino | Hook  
L 4 P 7 H 4



Portasalviette | Towel rail  
L 45-60 P 7 H 4



Porta carta igienica singolo | Single paper holder  
L 4 P 11,2 H 4



Porta carta igienica doppio | Double paper holder  
L 30 P 11,2 H 4



Mensola | Shelf  
L 30-45 P 11,2 H 4



Mensola con bicchiere | Shelf with toothbrush holder  
L 30 P 11,2 H 4



Mensola con dispenser | Shelf with dispenser  
L 30 P 11,2 H 4



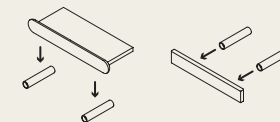
Mensola con dispenser e bicchiere | Shelf with dispenser and toothbrush holder  
L 30 P 11,2 H 4



Scopino a parete | Wall mounted brush holder  
L 14 P 11,2 H 41



Scopino freestanding | Freestanding brush holder  
Ø 8,5 H 41



\* Unione degli elementi tramite calamita | Magnet connection of the elements

Divisori interno cassetto | Dividing elements for drawers



Divisorio | Divider  
L 37,8 P 9 H 6



Divisorio | Divider  
L 37,8 P 19 H 6-12

\* Adattabili a tutti i modelli di mobili | Adaptable to all furniture models





# Illuminazione

Lighting



## Per specchiera | For mirrors



Square  
L 12 SP 2 P 6-3



Circle  
SP 1,6 Ø 12



Bar  
L 30-60 SP 1 P 6



Stick  
L 3 SP 2 P 12



Stem  
L 3 SP 2 P 17



Metrolineare  
L 60÷120 SP 3 P 2

## A parete | Wall hung



Osman  
Ø 22 H 23



Arm.2  
L 20 H 16 Ø 14



Arm.2 Mini  
P 15 H 16 Ø 14



Arm  
L 39 H 16 Ø 14



Bool  
P 11 Ø 6



Cycle  
P 18 Ø 6



**Square**  
L 12 SP 2 P 6-3



**Circle**  
SP 1,6 Ø 12

**A sospensione | Suspended**



**Nabila**  
Ø 12 H 14,5



**Osman**  
Ø 8 H 23



**Metrolineare**  
L 100÷192 SP 3,5 P 2,4



**Bool**  
H 11 H<sub>max</sub> 300 Ø 6



**Arm.2**  
H 16 H<sub>max</sub> 350 Ø 14

**Informazioni tecniche | Technical informations**

**Metrolineare per specchiera monoemissione/bimissione**

L 60 cm: 7,2 W led / 14,4 W led  
L 70 cm: 8,6 W led / 17,2 W led  
L 80 cm: 10 W led / 20 W led  
L 90 cm: 11,5 W led / 23 W led  
L 100 cm: 13 W led / 26 W led  
L 120 cm: 15,3 led / 30,6 W led

**Metrolineare a sospensione**

L 100 cm: 13 W led  
L 120 cm: 16,6 W led  
L 144 cm: 19,4 W led  
L 192 cm: 27,5 W led

**Square**

230 V — 9 W led — 3000 K

**Circle**

230 V — 9 W led — 3000 K

**Bar**

L 30 cm: 230 V — 3 W led — 4000K  
L 60 cm: 230 V — 10 W led — 4000K

**Stick**

230 V — 3,5 W — 4000 K

**Stem**

230 V — 3 W led — 4000 K

**Arm**

230 V — E 14 — 40 W

**Arm.2**

230 V — E27 — 28W alogena

**Arm.2 mini**

230 V — E27 — 28 W

**Cycle**

230 V — 9 W led — 3000 K

**Bool**

230 V — E27 — 28 W alogena

**Osman**

220-240 V — E14 — 4,5 W dimmerabile, led — 2700 K

**Nabila**

220-240 V — G9 — 3 W dimmerabile, led — 2700 K

# Miscelatori

Faucet



Miscelatori | Basin mixer (Acciaio satinato, acciaio lucido | Brushed steel, polished steel)



Dot



Virgola


Drop (Cromo, rame satinato, nero opaco, bianco opaco | Chrome, satin copper, matt black, matt white)



Miscelatore monocomando lavabo da piano | Single lever basin mixer



Miscelatore monocomando lavabo per bidet | Single lever bidet mixer



Comando remoto lavabo da piano | Remote control on deck



Bocca lavabo orientabile da piano | Adjustable spout for top



Miscelatore lavabo incasso due fori | Two-hole built-in basin mixer



Gruppo bordo vasca | Bathtub mixer group



Gruppo bordo vasca | Bathtub mixer group



Gruppo doccia incasso orizzontale | Shower mixer group



Soffione ispezionabile | Inspectionable shower head

Mae — Miscelatori lavabo e bidet | Basin and bidet mixers (Acciaio Aisi 316 L | Stainless steel Aisi 316 L)



Miscelatore monocomando lavabo da piano | Basin mixer



Miscelatore monocomando lavabo rialzato da piano | High basin mixer



Miscelatore monocomando bidet | Bidet mixer



Bocca lavabo orientabile da piano | Basin spout on deck



Comando remoto lavabo da piano | Remote control on deck



Miscelatore lavabo incasso due fori canna lunga | Wall-mounted long spout basin mixer



Miscelatore lavabo rialzato da piano con canna grande girevole (160°) | Single level tall basin mixer with swivel big spout (160°)

Mae — Miscelatori vasca e doccia | Bathtub and shower mixers (Acciaio Aisi 316 L | Stainless steel Aisi 316 L)



Gruppi bordo vasca | Bathtub mixer groups



Gruppi vasca a incasso | Wall-mounted bathtub mixers



Gruppi doccia incasso | Built-in shower mixers



Soffioni a parete | Wall-mounted shower head



Prese acqua con supporto, doccino e flessibile | Shower kit with water plug with holder, flexible hose and hand shower



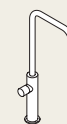
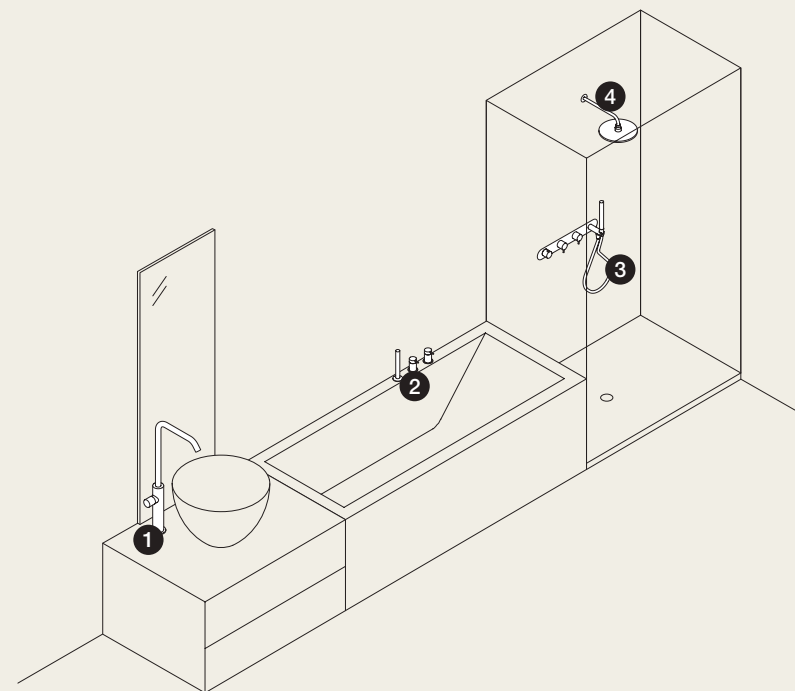
Soffione tondo ispezionabile | Inspectionable round shower head



Soffione quadro ispezionabile | Inspectionable squared shower head



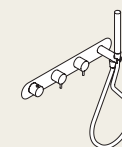
Piastre soffione incasso | Built-in ceiling plates



**1**  
Miscelatori per lavabo e bidet  
Washbasin and bidet faucets



**2**  
Gruppi miscelatori per vasca  
Mixer group for bathtub



**3**  
Gruppi miscelatori per doccia  
Mixer group for shower



**4**  
Soffioni  
Shower head

\* Tutte le altre varianti di miscelatori sono disponibili a listino.  
All faucets variants are available in the pricelist.




# Sanitari

Sanitary ware



Sanitari | Sanitary ware (opaco, lucido | matt, glossy)



Maybe.2  
L 36 P 55



About.2  
L 38 P 53

Su ordinazione anche versione a terra | Freestanding version available on demand

Coprivaso Slim con sistema a sgancio rapido | Slim toilet seat with quickrelease system

## **NO RIM**

Vaso no rim sospeso in ceramica, completo di copri vaso con caduta rallentata a sgancio rapido | Wall hung ceramic no rim wc with soft close and quick release seat cover




# Rivestimenti


Wall paneling




## Corian



Unico liscio | Smooth  
Lastra | Panel  
L 76 H 365 SP 1,2



Unico Quadro | Squared  
Piastrella | Tile L 12 H 12  
Lastra | Panel L 72 H 365 SP 1,2



Hammam  
Piastrella | Tile L 60-90 H 6 SP 1,2  
Lastra | Panel L 60-90 H 365



### Utilizzo | Application




Tutti i rivestimenti in Corian possono essere utilizzati nella doccia | All Corian wall paneling can be used in the shower

### Finiture | Finishes

Tutti i colori Corian disponibili | All Corian colors available

## Mattoncini in cotto | Clay bricks



## Finiture | Finishes



Vinaccia



Marrone




Grigio

### Utilizzo | Application




Disponibile con protettivo per utilizzo nella doccia | Available with protection coat to be used in the shower

## Fibra



Tweed  
Spigato




Tricot caldo  
Dark



Tricot freddo  
Light



Nattè Verde



Nattè Beige



Nattè Blu

## Utilizzo | Application



Disponibile con protettivo per utilizzo  
nella doccia | Available with protection  
coat to be used in the shower






# Finiture

## Finishes

### Corian®(Matt)



Glacier White   Deep Nocturne   Silver Gray   Clay   Bone   Deep Cloud




Graylite   Carbon Concrete   Dune Prima   Neutral Concrete   Ash Aggregate   Carbon Aggregate



Pebble Terrazzo

### Korakril™ Blend (Matt)




Ice White

### Korakril™ (Matt)



Pure White   Grigio Scuro   Grigio   Sabbia   Tortora

### Korakril™ Stone



Bianco   Grigio Scuro   Grigio   Sabbia   Tortora

Pocket collection

Finiture


186

### Shark (Glossy, Matt)



White   Grafite   Fango Luce   Grigio Luce   Zenzero

### Hpl Polaris



Bianco   Nero   Grigio Perle   Grigio Clair   Grigio Moyen   Grigio Grafite

### Prefinito | wood effect



Rovere Bruno

### Lamiera | Steel




Bianco   Nero   Materica

### Legno | Wood



Frassino | Ash Grigio   Frassino | Ash Blu   Frassino | Ash Verde   Eucalpto | Eucalyptus   Rovere | Oak   Noce Canaletto | American Walnut



Tarsie Black



Tarsie Sand

187

Finishes

Pocket collection



**Laccato opaco-lucido, Soft Touch °, acrilico liquido \* |  
Matt-glossy lacquered, Soft Touch °, acrylic liquid\***




Tortora   Nero   Fango   Grafite   Sabbia   Fango Luce



Rosa Fumo   Rosso Cupo   Melanzana   Grigio Luce   Beige Fresco   Bianco



Beige   Azzurro   Blu Desaturato   Grigio Muschio   Zenzero   Verde Pino




Rosa Polvere

**HDF**



Grigio Chiaro   Grigio   Nero   Caffè

**Ecomalta**




Grafite   Beige Scuro   Beige Chiaro   Beige Creta   Grigio Neutro

**Argilla | Clay**




Grigio   Grafite   Vinaccia   Bianco   Beige   Tortora

**Marmo e granito | Marble and granite (Glossy, Matt)**



Carrara   Nero Assoluto   Grigio Veneto   Emperador   Grigio Carnico   Nero Marquina

**Laminam**



Pietra di Savoia bocciardata Antracite   Pietra di Savoia bocciardata Grigio   Pietra di Savoia bocciardata Avorio   Bianco Statuario matt   Nero Greco matt

**Vetro laccato lucido / satinato | Laquered glass glossy or matt**



Bianco   Nero   Grafite   Fango   Beige Fresco   Grigio Luce

**Vetro di Murano | Murano glass**



Grigio | Grey   Bronzo | Bronze

**Cocciopesto**



Sabbia   Grigio Cielo

## Fibra



Tricot Caldo | Dark



Tricot Freddo | Light



Spigato | Tweed



Nattè Verde



Nattè Beige



Nattè Blu

## Mattoncini in cotto | Clay bricks



Grigio



Marrone



Vinaccia

## Legenda | Legend



Mobili  
Units



Su misura  
Bespoke



Top



Fatto a mano  
Handmade



Lavabi  
Washbasins



Più colori disponibili  
More colors available



Specchiere  
Mirrors



Sistemi benessere  
Wellness systems



Vasche  
Bathtubs



Piatti doccia  
Shower trays



Accessori  
Accessories



Rivestimenti  
Wall paneling

## Credits

Concept & graphics

Rexa Design

Render

Studio Iride

Photolithography

Luce group

Print

Grafiche Agcm

2020

## Info

Per conoscere tutti i prodotti

Rexa e le relative dimensioni

consultare il listino

To see all Rexa products and  
dimensions check the pricelist

Rexa Design  
via Maniago, 57/A 33080  
San Quirino PN — Italy

T +39 0434 593182  
F +39 0434 921579  
info@rexadesign.it

[www.rexadesign.it](http://www.rexadesign.it)